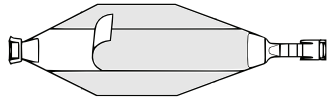


Trim Instructions:  
Cut & Go set for **SKIS**

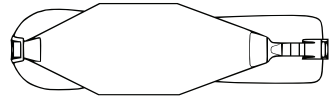
M - SKI CLAMP      TAIL CLIP



1 - Pull off the middle foil (ONLY the middle foil)



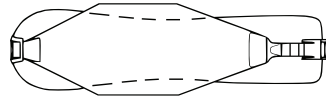
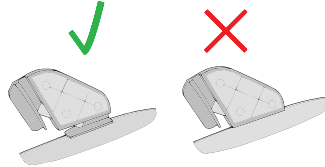
2 - Attach the skin centered and straight to the ski



3 - Use the cutting knife to cut the skins.



- Place the skin cutter ON the ski base



- Cut along the ski edge from top to bottom and make sure to cut the skin AND the attached foil.

4 - Trim both sides.



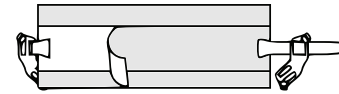
5 - Remove the remaining foil from the skins.

Trim Instructions:  
Cut & Go set for **SPLITBOARDS**

SPLITCLAMP      SPLITCLAMP



1 - Pull off the middle foil (ONLY the middle foil)



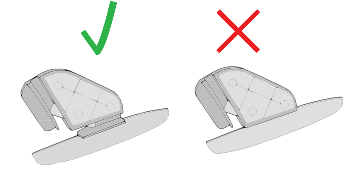
2 - Attach the skin aligned and straight.



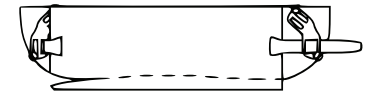
3 - Use the cutting knife to cut the skins.



- Place the skin cutter ON the splitboard base



- Cut along the splitboard edge from top to bottom and make sure to cut the skin AND the attached foil.



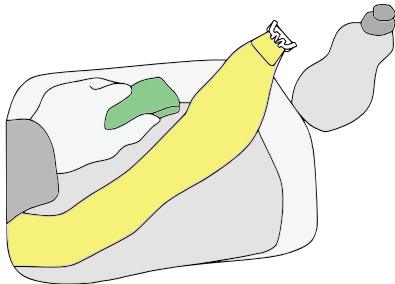
4 - Cut the tip and tail edge to the rockerpoint. (use scissors)



5 - Trim both sides.

6 - Remove the remaining foil from the skins.

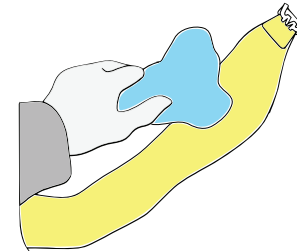
**WASH FUSIONTEC SKINS**



Prepare a bowl of lukewarm, soapy water  
Place the skins adhesive in the water  
Clean the adhesive surface with a sponge  
Rinse the adhesive surface with clean water  
Dry the adhesive using a microfiber towel  
Hang the skins to dry

**ONLY WITH GLUELESS WASHABLE  
ADRENALINE FUSIONTEC SKINS**

**DRY DAB FUSIONTEC SKINS**



Either the SKINNY COVER from MONTANA or a standard microfiber towel can be used to dry and reactivate the adhesive.  
In wet snow conditions, water residue can weaken the sticking properties of the FUSIONTEC adhesive

Lightly dab the skins adhesive and the ski base to remove any water residue.

**ONLY WITH GLUELESS WASHABLE  
ADRENALINE FUSIONTEC SKINS**


## SKINNY COVER



SKINNY COVER to stow skins on the mountain. The MONTANA SKINNY enables quick and easy storage of climbing skins on the mountain. It simplifies the attachment and removal of the skins and protects the adhesive surface.

for FUSIONTEC and STANDARD HOTMELT SKINS

## HANDLING AND STORAGE



protection net



skins bag

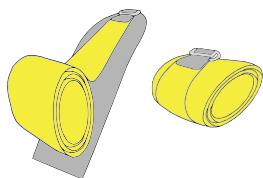
### DRYING

- Dry climbing skins at room temperature without protective foil or netting.
- Protect climbing skins against sunlight and heat.

### STORAGE

- Store your skins in a cool, dry place (like a garage or a closet).
- Keep dry skins with the protective netting in the skins bag. Do not stick the skins together!
- Climbing skin savers are designed to maximize the life of skins by protecting and preserving the glue adhesive.

## ROLLUP SKINS



Optional storage on the mountain: If you tour without protective netting – you may roll up your FUSIONTEC climbing skins. Roll Up is not advised when touring several laps, as the adhesive may become wet when storing adhesive on push. Dry dab with a microfiber towel or with the Skinny Cover to reactivate the adhesive.

ONLY WITH GLUELESS WASHABLE ADRENALINE FUSIONTEC SKINS

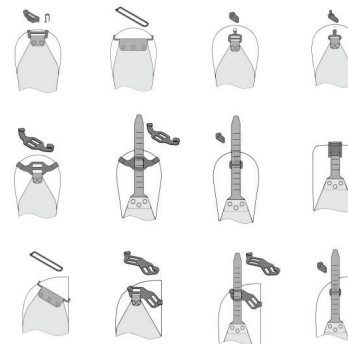
## GLUE RENEW



Ask your retail store if they provide glue renewal service. If they don't, we can provide glue renewal / re-coating service. Visit: [www.climbing-skins.com/gluerenew](http://www.climbing-skins.com/gluerenew)

ONLY WITH STANDARD HOTMELT SKINS

## ADJUST ATTACHMENTS

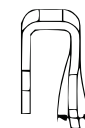


Attachable hooks, skiclamps, splitclamps, brackets, rubberbands etc. with rivets.

**MONTANA**   
skins

Our chrome stainless steel attachments may be adjusted to fit any ski or splitboard. Although extremely strong and reliable, the SELF attachments are lightweight and will fit any ski / board tip.

Visit our website for SELF attachment options.





Adjusting the skiclamp with a screwdriver

## VIDEOS AND INSTRUCTIONS

Visit: [www.climbing-skins.com/trim](http://www.climbing-skins.com/trim) for videos and instructions



 [facebook.com/montanasportinternational](https://facebook.com/montanasportinternational)

 [youtube.com/user/skiservicemontana](https://youtube.com/user/skiservicemontana)

 [instagram.com/montanasportinternational](https://instagram.com/montanasportinternational)



**MONTANA SPORT NORTH AMERICA INC.**  
8 Federal Way - Groveland, MA 01834  
Office: 888-667-0153 ex.206  
Phone +1 978-420-1700  
[info@climbing-skins.com](mailto:info@climbing-skins.com)  
[www.montanasportna.com](http://www.montanasportna.com)

**MONTANA SPORT INTERNATIONAL AG**  
Mühlebachstrasse 3 · CH-6370 Stans  
Telefon +41 (0)41 619 16 62  
[info@montana-international.com](mailto:info@montana-international.com)  
[www.montana-international.com](http://www.montana-international.com)