

# „Fantastic traction...“

**Ski touring skins are often underestimated with regard to safety and minimising effort on the ascent. There are many demands on the skins. On the one hand, they should have excellent grip and climbing properties, and on the other hand, they should not cause much resistance in flat terrain and when pushing the ski forward, i.e. they should also offer good gliding properties. They should also hold well for multiple descents and ascents in all temperatures and be easy to fix. And permanent attachment should be assured in the ascents.**

Five testers, each of whom did an average of between 60-100 tours last winter, alternated between all the skins in the test and assessed them after each use in terms of their grip and climbing properties, gliding characteristics, traction as well as attachment and handling. The maximum number of points that could be awarded in each of these four test categories was 20.

The tendency of ice forming on the skins was given a rating of up to 10 points. To do this, we determined the weight of the respective skins – comprising the weight of the fastening devices and the skin for a 175 cm length ski in the Allrounder category with a standard ski area of 1,800 cm<sup>2</sup> – and rated them with a maximum of 10 points. The g/cm<sup>2</sup> coefficient makes it possible to compare the skins in terms of weight. We are aware that the assessment of grip and climbing properties is of limited validity with regard to long-term use. The same testers will continue to test the same skins in the coming winter. This way, we will be able to make a more meaningful statement with regard to ongoing use, and we will report again in the next issue.

For some snow conditions, such as hard firn or even ice, it is not only the quality of the skins but also their correct fit that is decisive for ensuring good grip and climbing properties.

Although most skins arrive with a knife / cutter for fitting them, we recommend having them professionally fitted at a sports shop. Taking proper care of the skins is also essential for their grip and climbing properties, as well as for their gliding characteristics.

Our testers applied the care products that were supplied with the models, such as wax, after every tour. Gently "rubbing" the skins with a wax is one option, liquid and targeted impregnation products from third-party suppliers are another. It is recommended that the skins are cleaned regularly, especially after use in wet firn conditions.

Cleaning the skins with a wet cloth after each tour is often sufficient; in stubborn cases, a cleaning agent recommended by the manufacturer can be used. We recommend that skins that are frayed at the sides be trimmed with scissors and possibly resealed with a small flame.

It is essential to take care of the glue layer of the skins in order to preserve the adhesive properties. We recommend manually removing any coarse dirt after each tour. Follow the manufacturer's recommendations for removing fine dirt.

Tester Markus Filzer



Tester Markus Filzer



Tester Markus Filzer

# Techtalk interview with Michael Hankl

## Who should use which ski skin? What questions should be asked and answered before buying new skins?

Our carefully thought-out range of climbing skins includes the right model for every touring skier. Pomoca designs skins for all levels of skiers – from ambitious world champions in ski mountaineering to beginners. We also offer a variety of climbing skins for freeriders, which have become popular with athletes such as Jérémie Heitz, Eric "Hoji" Hjorleifson, Eva Walkner and Jackie Paaso.

But back to making a purchase and what to look out for. The first question to ask yourself is whether you are a beginner or advanced. The second important criterion is your exact area of use. We categorise skins as RACE, CLIMB or FREE and offer climbing skins specially developed for these three categories. To be specific, in the ascent-oriented touring sector for gentle terrain, the Pomoca Climb 2.0 is the best choice because it has excellent all-round properties with a low weight.

Those who aim higher and are planning long tours in alpine conditions would be well advised to choose the Climb Pro S-Glide, because it glides excellently and is extremely effective at preventing clogging.

For very cold snow, such as in Canada, we have developed the Climb Pro Mohair. For tour skiers and freeriders looking for downhill fun, the Free 2.0 is a reliable all-rounder. Freeriders who are out and about a lot and who go on long tours are recommended to use the Free Pro 2.0, it can be packed down very small and is lightweight.

## What is important to keep in mind when cutting the skins?

The most important thing when cutting is that the cut matches the ski edges exactly. A cutter is included with our climbing skins. When used correctly, you can get the perfect cut.

## How should the skins be cared for?

The most important thing for the climbing skin is the glue. You should check whether the glue is still holding strong on a regular basis. After climbing, stick the Pomoca skins, folded in the middle, directly onto each other with the glue surfaces. When you have another climb to do, you pack the skins under your jacket and keep them on your body. To store the climbing skins, leave them open to dry for 24 hours at normal room temperature and then store them in a cool, dry room. It is also important to ensure that no part of the glue is exposed to the air to avoid dust collecting on the glue. With proper care, the climbing skins will last for several years.

## How many metres of altitude / ski tours can a well-maintained skin withstand on average before it will probably need replacing?

There is no simple answer to this question. It depends on several factors. Take, for example, snow conditions; ice and artificial snow put significantly more strain on a skin than fresh snow. In good conditions, they can last much longer. I would say a skin should be able to withstand around 200,000 metres of altitude. What the skin is made of also plays an important role. A nylon skin will last practically forever, but a racing skin will be replaced after a few uses. The body weight of the skier also affects the lifespan of the skins. Heavier skiers wear out the skins faster.

## Will a scent be included in the 2022/2023 models of the Pomoca skins again?

Yes



**MICHAEL HANKL**

**DYNAFIT / POMOCA**

Marketing Manager Germany/Austria

Michael Hankl is the Marketing Manager for the two brands Dynafit and Pomoca. The 30-year-old has been part of the ski touring experts' team since 2017. Most of his free time in winter is spent on touring skis somewhere in the mountains.





**COLLTEX**

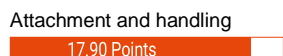
**Lucendro Crystal**

Material (0.1236 g/cm<sup>2</sup>):  
100% Techfibre

**Length variations in cm:**  
150–160, 155–165, 160–170,  
165–175, 170–180, 175–185,  
180–190, 185–195 or custom made  
according to ski type

**Width variations in mm:**  
110, 120, 130, 140

**Scope of delivery:**  
Cover mesh, snap blade knife, bag



Price: 130 mm, 170 cm

**Conclusion**

The Lucendro Crystal skin from Colltex is a solid choice for any ski tour. The Techfibre used is light, the fasteners are intuitive to use and the value for money is great. The rear fastener tends to come loose on ski models with a flat ski end.



**COLLTEX**

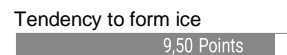
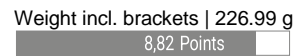
**Tödi Crystal**

Material (0.1169 g/cm<sup>2</sup>):  
70% mohair / 30% nylon

**Length variations in cm:**  
150–160, 155–165, 160–170,  
165–175, 170–180, 175–185,  
180–190, 185–195 or custom made  
according to ski type

**Width variations in mm:**  
110, 120, 130, 140

**Scope of delivery:**  
Cover mesh, snap blade knife, bag



Price: 130 mm, 170 cm

**Conclusion**

The Tödi Crystal skin from Colltex is made from a very light blend of 70% mohair & 30% nylon and has great grip and climbing properties. The fasteners are intuitive to use. The rear fastener tends to come loose on ski models with a flat ski end.



**CONTOUR**

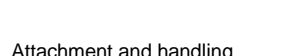
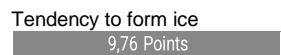
**Guide Pure**

Material (0.1300 g/cm<sup>2</sup>):  
100% Mohair

**Length variations in cm:**  
145–152, 153–160, 161–168,  
169–176, 177–184, 185–195

**Width variations in mm:**  
115, 135

**Scope of delivery:**  
Cover film, snap blade knife, bag



Price: 135 mm, 170 cm

**Conclusion**

This skin can do it all. The Guide Pure from Contour was one of the top 3 skins in the test. Excellent grip and climbing properties, great gliding properties, great adhesion and easy and rock-solid fastening. And all of that for a great price. A great choice for the coming winter.



**CONTOUR**

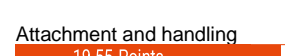
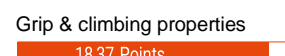
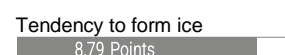
**Hybrid Mix**

Material (0.1500 g/cm<sup>2</sup>):  
65% mohair / 35% nylon

**Length variations in cm:**  
145–152, 153–160, 161–168,  
169–176, 177–184, 185–195

**Width variations in mm:**  
115, 135

**Scope of delivery:**  
Cover film, snap blade knife, bag,  
hybrid Cleaning cloths, microfibre  
cloth



Price: 135 mm, 170 cm

**Conclusion**

The Hybrid Mix skin from Contour is made of 65% mohair and 35% nylon and was one of the heavier skins in the test. It attaches easily and holds very well. If you have to take the skins on and off several times, make sure that the skins and skis remain 100% free of snow when putting them on again.



**KOHLA**

**Alpinist**

Material (0.1120 g/cm<sup>2</sup>):  
100% mohair

**Length variations in cm:**  
149–155, 156–162, 163–169,  
170–176, 177–183, 184–190,  
191–197

**Width variations in mm:**  
130

**Scope of delivery:**  
Separating film, snap blade knife,  
bag, tip exchangeable T-Bar 85



Price: 130 mm, 170 cm

**Conclusion**

The Alpinist skin from Kohla is made of 100% very light mohair and stands out for its balanced performance in all test categories. The skin is characterised by simple and effective attachment, and excellent adhesion and climbing properties. And all of that for an affordable price.





**KOHLA**

**Freeride**

Material (0.1160 g/cm<sup>2</sup>):  
65% mohair / 35% nylon

**Length variations in cm:**

149–155, 156–162, 163–169,  
170–176, 177–183, 184–190,  
191–197

**Width variations in mm:**

135, 140

**Scope of delivery:**

Separating film, snap blade knife,  
bag, tip  
exchangeable T-Bar 85

Weight incl. brackets | 275.40 g



Tendency to form ice



Weight & ice formation together



Grip & climbing properties



Gliding properties



Traction



Attachment and handling



Total points



RRP | Euros/points total: 2.09



Price: 130 mm, 170 cm

**Conclusion**

The Freeride skin from Kohla is made from a very light blend of 65% mohair & 35% nylon and is great value for money. A solid choice for the coming winter.



**MONTANA**

**Montamix Adrenaline**

Material (0.1349 g/cm<sup>2</sup>):  
65% mohair / 35% nylon

**Length variations in cm:**

130–139, 140–149, 150–159,  
160–169, 170–179, 180–189,  
190–200

**Width variations in mm:**

100, 120, 130, 140, 150

**Scope of delivery:**

Snap blade knife, bag, wax, skin  
socks

Weight incl. brackets | 262.43 g



Tendency to form ice



Weight & ice formation together



Grip & climbing properties



Gliding properties



Traction



Attachment and handling



Total points



RRP | Euros/points total: 2.21



Price: 130 mm, 170 cm

**Conclusion**

The Montamix Adrenaline from Montana was one of the top 3 skins in the test. The robust skin performs well in all test categories. One thing that is praiseworthy is that instead of a separating net, it comes with a "skinny", a sock that makes it easy to stow the skins away without getting them dirty.



**MONTANA**

**Montasprint**

Material (0.1289 g/cm<sup>2</sup>):  
100% Mohair

**Length variations in cm:**

130–139, 140–149, 150–159,  
160–169, 170–179, 180–189,  
190–200

**Width variations in mm:**

100, 120, 130, 140, 150

**Scope of delivery:**

Snap blade knife, bag, wax, skin  
socks

Weight incl. brackets | 252.23 g



Tendency to form ice



Weight & ice formation together



Grip & climbing properties



Gliding properties



Traction



Attachment and handling



Total points



RRP | Euros/points total: 2.02



Price: 130 mm, 170 cm

**Conclusion**

Great skin at a great price. The Montasprint from Montana performs well in all categories. One thing that is praiseworthy is that instead of a separating net, it comes with a "skinny", a sock that makes it easy to stow the skins away without getting them dirty.



**POMOCA**

**Climb Pro S-Glide**

Material (0.1350 g/cm<sup>2</sup>):  
70% mohair / 30% nylon

**Length variations in cm:**

145–160, 155–170, 165–180,  
175–190, 185–200

**Width variations in mm:**

100, 110, 120, 130, 140

**Scope of delivery:**

Separating film, snap blade knife,  
bag, cleaning agent, cleaning cloth

Weight incl. brackets | 276.50 g



Tendency to form ice



Weight & ice formation together



Grip & climbing properties



Gliding properties



Traction



Attachment and handling



Total points



RRP | Euros/points total: 2.53



Price: 130 mm, 170 cm

**Conclusion**

The Climb Pro S-Glide skin performed well in all test categories. It has excellent grip and climbing properties, gliding characteristics and adhesion. The only thing to note is that the rear bracket cannot be "folded" over the end of the ski as is usually possible, but has to be pushed onto the side of the end of the ski.



**POMOCA**

**Free Pro 2.0**

Material (0.1125 g/cm<sup>2</sup>):  
Formula POMOCA

**Length variations in cm:**

145–160, 155–170, 165–180,  
175–190, 185–200

**Width variations in mm:**

123, 140

**Scope of delivery:**

Separating film, snap blade knife,  
bag, cleaning agent, cleaning cloth

Weight incl. brackets | 238.25 g



Tendency to form ice



Weight & ice formation together



Grip & climbing properties



Gliding properties



Traction



Attachment and handling



Total points



RRP | Euros/points total: 2.42



Price: 130 mm, 170 cm

**Conclusion**

The Free Pro 2.0 skin from Pomoca was the top performer in the test. This is a super-lightweight skin with outstanding performance in all test categories. The fragrance bag that comes with it is lovely! The only thing to note is that the rear bracket cannot be "folded" over the end of the ski as is usually possible, but has to be pushed onto the side of the end of the ski.