

since 1939

**MONTANA**<sup>®</sup>  
skins



## CUT & GO SET

The fastest and easiest cutting solution for skis and splitboards.

With 5 ski and 3 splitboard lengths to choose from.

The Montana **Cut & Go** set is available in all different skin qualities.

**The attachments at the front and the back are pre-assembled.**

Cut the width with the included skin cutter that cuts the edges free.



**MONTAMIX ADRENALINE FUSIONTEC** (glueless)  
65% MOHAIR 35% NYLON



**MONTAMIX HOTMELT** (standard glue)  
65% MOHAIR 35% NYLON



**MONTANYL HOTMELT** (standard glue)  
100% NYLON

## FOR SKIS

Cut & Go Set (cut width only) M Skiclamp - Tailclip

### MONTAMIX ADRENALINE 65% MOHAIR 35% NYLON

109829-S	MONTAMIX ADRENALINE 140 mm / S	150-159 cm / M-Skiclamp
109829-M	MONTAMIX ADRENALINE 140 mm / M	160-169 cm / M-Skiclamp
109829-L	MONTAMIX ADRENALINE 140 mm / L	170-179 cm / M-Skiclamp
109829-XL	MONTAMIX ADRENALINE 140 mm /XL	180-189 cm / M-Skiclamp
109829-XXL	MONTAMIX ADRENALINE 140 mm /XXL	190-200 cm / M-Skiclamp

### MONTAMIX 65% MOHAIR 35% NYLON

108908-S	MONTAMIX 140 mm / S	150-159 cm / M-Skiclamp
108908-M	MONTAMIX 140 mm / M	160-169 cm / M-Skiclamp
108908-L	MONTAMIX 140 mm / L	170-179 cm / M-Skiclamp
108908-XL	MONTAMIX 140 mm /XL	180-189 cm / M-Skiclamp
108908-XXL	MONTAMIX 140 mm /XXL	190-200 cm / M-Skiclamp

### MONTANYL 100% NYLON

108909-S	MONTANYL 140 mm / S	150-159 cm M-Skiclamp
108909-M	MONTANYL 140 mm / M	160-169 cm M-Skiclamp
108909-L	MONTANYL 140 mm / L	170-179 cm M-Skiclamp
108909-XL	MONTANYL 140 mm /XL	180-189 cm M-Skiclamp
108909-XXL	MONTANYL 140 mm /XXL	190-200 cm M-Skiclamp

### MONTAMIX ADRENALINE FUSIONTEC

65% MOHAIR 35% NYLON



**NEW**



No Glue



Hand Wash



Microfiber Towel Dry



Residue Free



Water Repellent



Cold Temp Resistant

### MONTAMIX

65% MOHAIR 35% NYLON



### MONTANYL

100% NYLON



### MONTASPRINT

100% MOHAIR



## FOR SPLITBOARDS

Cut & Go Set (cut width only) / Splitclamp Tip and Tail

### MONTAMIX ADRENALINE 65% MOHAIR 35% NYLON

109841	MONTAMIX ADRENALINE 160 mm / S = 148-155 cm
109842	MONTAMIX ADRENALINE 160 mm / M = 155-162 cm
109843	MONTAMIX ADRENALINE 160 mm / L = 162-169 cm

### MONTAMIX 65% MOHAIR 35% NYLON

109613	MONTAMIX 160 mm / S = 148-155 cm Splitboard
108619	MONTAMIX 160 mm / M = 155-162 cm Splitboard
108624	MONTAMIX 160 mm / L = 162-169 cm Splitboard

### MONTANYL 100% NYLON

109614	MONTANYL 160 mm / S = 148-155 cm Splitboard
108620	MONTANYL 160 mm / M = 155-162 cm Splitboard
108625	MONTANYL 160 mm / L = 162-169 cm Splitboard

It is important to us that our customers are equipped with the right ski and splitboard skins. Visit your local dealer and ask about MONTANA CLIMBING SKINS

OR BUY ONLINE: [www.montanasporna.net](http://www.montanasporna.net)

[facebook.com/montanasporninternational](https://facebook.com/montanasporninternational)

[youtube.com/user/skiservicemontana](https://youtube.com/user/skiservicemontana)

[instagram.com/montanasporninternational](https://instagram.com/montanasporninternational)

### MONTANA SPORT NORTH AMERICA INC.

8 Federal Way - Groveland, MA 01834

Office: 888-667-0153 ex.206

Phone +1 978-420-1700

[info@climbing-skins.com](mailto:info@climbing-skins.com)

[www.montanasporna.com](http://www.montanasporna.com)

[www.climbing-skins.com](http://www.climbing-skins.com)

since 1939

**MONTANA**<sup>®</sup>  
skins



# FASTENING SYSTEMS

SKI CLAMP  
TAIL-CLIP

TIP BOW LOOP  
TAIL-CLIP

SPLIT CLAMP  
TIP & TAIL



# SKIN PARTS



TIP-BOW



METAL BRACKETS



M-SKICLAMP SET



SPLITCLAMP SET (TIP)



U-HOOK SET



Z-HOOK SET



TAILCLIP SET



SPLIT CLAMP SET (TAIL)



TWINTIP SET

# ACCESSORIES



MONTANA ADHESIVE  
HOTMELT GLUE



GLUE ON  
TRANSFER TAPE



LIQUID SILICON GLIDE  
SPRAY  
WIN THE RACE



SKI WAX



PROTECTION NET



SKINNY COVER

# MONTAMIX ADRENALINE FUSIONTEC SKINS

## THE NEW DEFINITION OF HOLD



Revolutionary glueless adhesive

Quick and easy application of  
the climbing skins

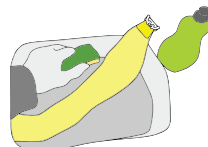

Sticks as securely as necessary  
but little as needed

Cold weather resistant  
and residue free

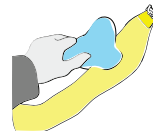
Washable without loss of  
adhesiveness

No protective covering required  
during transport or storage

Easy and uncomplicated  
handling



**GLUELESS WASHABLE**  
CLEAN THE ADHESIVE WITH  
SOAPY WATER & SPONGE



**MICROFIBER TOWEL DRY**  
DRY THE ADHESIVE WITH  
A MICROFIBER TOWEL

# OVERVIEW OF SKIN QUALITIES

## MONTAMIX ADRENALINE

65 % Mohair, 35% Nylon / best combination for climb & glide  
FUSIONTEC ADHESION (GLUELESS & WASHABLE)

- mix of mohair and synthetic fibers
- resilient and durable
- increased life span
- excellent climbing and gliding at all temperature ranges.



No Glue



Hand Wash



Microfiber Towel  
Dry



Residue Free



Water Repellent



Cold Temp  
Resistant

## MONTAMIX

65 % Mohair, 35% Nylon / best combination for climb & glide  
HOT MELT ADHESION (STANDARD GLUE)

- mix of mohair and synthetic fibers
- resilient and durable
- increased life span
- excellent climbing and gliding at all temperature ranges.



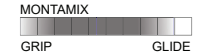
Water Repellent



Cold Temp  
Resistant



Re Glue



## MONTANYL

100% Nylon / synthetic robust / good climb & glide  
HOT MELT ADHESION (STANDARD GLUE)

- pure synthetic fibers
- very resilient and durable
- excellent climbing good gliding
- best price-performance ratio.




Water Repellent



Cold Temp  
Resistant



Re Glue



## MONTASPRINT

100 % Mohair / good climb & excellent glide  
HOT MELT ADHESION (STANDARD GLUE)

- 100% pure mohair fibers
- excellent climbing and gliding characteristics
- \* (limited available / pre-season order)



Water Repellent



Cold Temp  
Resistant



Re Glue



# HOW TO CLEAN CLIMBING SKINS ADHESIVE





(FUSIONTEC ONLY)



PREPARE LUKEWARM  
SOAPY WATER

PLACE THE ADHESIVE  
IN THE WATER



CLEAN THE ADHESIVE  
SURFACE WITH A SPONGE

RINSE THE ADHESIVE  
WITH CLEAN WATER

DRY THE SKINS WITH THE  
SKINNY BAG OR A  
MICROFIBER TOWEL

LET THE SKINS DRY  
COMPLETELY BEFORE  
STORING



Water residue on the adhesive can weaken the skins sticking properties.  
Dry dabbing the adhesive guarantees no loss of adhesive strength.

# HOW TO TRIM CLIMBING SKINS TO SIZE



(WITH THE CUT & GO SET)



REMOVE THE MIDDLE FOIL


.ATTACH THE TIP AND  
TAIL FASTENINGS AND  
PLACE THE SKINS  
CENTERED ON THE SKI.  
PUSH THE SKINS ONTO  
THE BASE



PLACE THE TRIMMING  
KNIFE ON THE EDGE OF  
THE SKI

GUIDE THE TRIMMING  
KNIFE ALONG THE EDGE  
TO THE END OF THE SKI

TURN THE KNIFE AND CUT  
THE OPPOSITE SIDE



ATTACH THE PROTECTIVE  
NET ONTO THE ADHESIVE  
AND STORE THE SKINS IN  
THE SKINS BAG

# FUSIONTEC TEST SKINS



Free TEST SKINS (approval required)

- ADRENALINE FUSIONTEC skins  
or
- MONTARACE FUSIONTEC skins (Skimo race skins)

This offer applies to PRO backcountry skiers, athletes and influencers.  
(mountain guides / hardgood buyers / shopowners and qualified staff /  
athletes and influencers.. etc.)

You will receive an email confirmation with more details.

Please fill out the application below and email a picture of this  
application to: [info@climbing-skins.com](mailto:info@climbing-skins.com)

Or apply online: [www.climbing-skins.com/sample](http://www.climbing-skins.com/sample)

Email \*

Phone \*

First Name and Last  
Name \*

Address Line 1 \*

Address Line 2

City, State, Zip Code \*

Company

Please pick one...



Ski Length (S) 150cm - 159cm

Ski Length (M) 160cm - 169cm

Ski Length (L) 170cm - 179cm

Ski Length (XL) 180cm - 189cm

Ski Length (XXL) 190cm - 200cm



Splitboard Length (S) 148cm - 155cm

Splitboard Length (M) 155cm - 162cm

Splitboard Length (L) 162cm - 169cm

Skimo Race Skins

# FUSIONTEC **NEW** MONTANA skins ADHESIVE SKINS TECHNOLOGY



No Glue



Hand Wash



Microfiber  
Towel Dry



Residue  
Free



Water  
Repellent



Cold Temp  
Resistant

# MONTANA skins

MONTANA SPORT NORTH AMERICA INC.  
[www.montanasporna.com](http://www.montanasporna.com)  
[www.climbing-skins.com](http://www.climbing-skins.com)

MONTANA SPORT NORTH AMERICA INC.

8 Federal Way - Groveland, MA 01834

Office: 888-667-0153 ex.206

Phone +1 978-420-1700

[info@climbing-skins.com](mailto:info@climbing-skins.com)

[www.montanasporna.com](http://www.montanasporna.com)

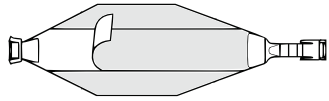
[www.climbing-skins.com](http://www.climbing-skins.com)

Trim Instructions:  
Cut & Go set for **SKIS**

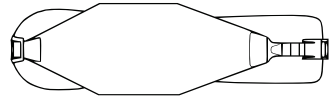
M - SKI CLAMP      TAIL CLIP



1 - Pull off the middle foil (ONLY the middle foil)



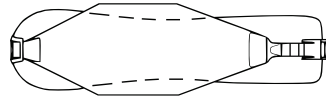
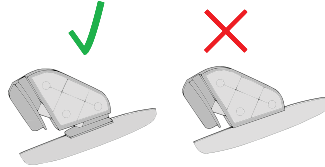
2 - Attach the skin centered and straight to the ski



3 - Use the cutting knife to cut the skins.



- Place the skin cutter ON the ski base



- Cut along the ski edge from top to bottom and make sure to cut the skin AND the attached foil.

4 - Trim both sides.



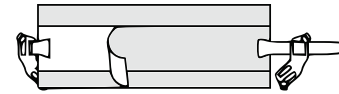
5 - Remove the remaining foil from the skins.

Trim Instructions:  
Cut & Go set for **SPLITBOARDS**

SPLITCLAMP      SPLITCLAMP



1 - Pull off the middle foil (ONLY the middle foil)



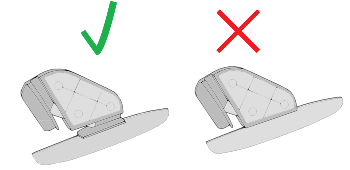
2 - Attach the skin aligned and straight.



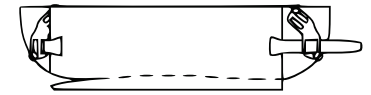
3 - Use the cutting knife to cut the skins.



- Place the skin cutter ON the splitboard base



- Cut along the splitboard edge from top to bottom and make sure to cut the skin AND the attached foil.



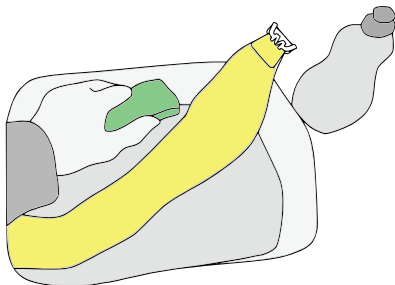
4 - Cut the tip and tail edge to the rockerpoint. (use scissors)



5 - Trim both sides.

6 - Remove the remaining foil from the skins.

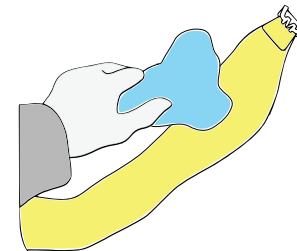
**WASH FUSIONTEC SKINS**



Prepare a bowl of lukewarm, soapy water  
Place the skins adhesive in the water  
Clean the adhesive surface with a sponge  
Rinse the adhesive surface with clean water  
Dry the adhesive using a microfiber towel  
Hang the skins to dry

**ONLY WITH GLUELESS WASHABLE  
ADRENALINE FUSIONTEC SKINS**

**DRY DAB FUSIONTEC SKINS**



Either the SKINNY COVER from MONTANA or a standard microfiber towel can be used to dry and reactivate the adhesive.  
In wet snow conditions, water residue can weaken the sticking properties of the FUSIONTEC adhesive

Lightly dab the skins adhesive and the ski base to remove any water residue.

**ONLY WITH GLUELESS WASHABLE  
ADRENALINE FUSIONTEC SKINS**


## SKINNY COVER



SKINNY COVER to stow skins on the mountain. The MONTANA SKINNY enables quick and easy storage of climbing skins on the mountain. It simplifies the attachment and removal of the skins and protects the adhesive surface.

for FUSIONTEC and STANDARD HOTMELT SKINS

## HANDLING AND STORAGE



protection net



skins bag

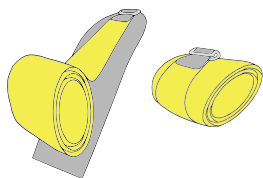
### DRYING

- Dry climbing skins at room temperature without protective foil or netting.
- Protect climbing skins against sunlight and heat.

### STORAGE

- Store your skins in a cool, dry place (like a garage or a closet).
- Keep dry skins with the protective netting in the skins bag. Do not stick the skins together!
- Climbing skin savers are designed to maximize the life of skins by protecting and preserving the glue adhesive.

## ROLLUP SKINS



Optional storage on the mountain: If you tour without protective netting – you may roll up your FUSIONTEC climbing skins. Roll Up is not advised when touring several laps, as the adhesive may become wet when storing adhesive on push. Dry dab with a microfiber towel or with the Skinny Cover to reactivate the adhesive.

ONLY WITH GLUELESS WASHABLE ADRENALINE FUSIONTEC SKINS

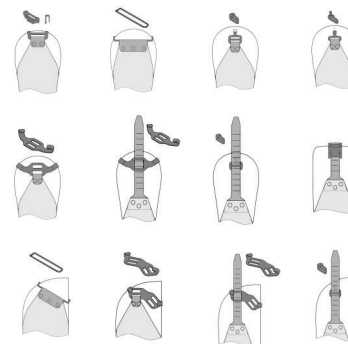
## GLUE RENEW



Ask your retail store if they provide glue renewal service. If they don't, we can provide glue renewal / re-coating service. Visit: [www.climbing-skins.com/gluerenew](http://www.climbing-skins.com/gluerenew)

ONLY WITH STANDARD HOTMELT SKINS

## ADJUST ATTACHMENTS

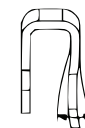


Attachable hooks, skiclamps, splitclamps, brackets, rubberbands etc. with rivets.

**MONTANA**   
skins

Our chrome stainless steel attachments may be adjusted to fit any ski or splitboard. Although extremely strong and reliable, the SELF attachments are lightweight and will fit any ski / board tip.

Visit our website for SELF attachment options.





Adjusting the skiclamp with a screwdriver

## VIDEOS AND INSTRUCTIONS

Visit: [www.climbing-skins.com/trim](http://www.climbing-skins.com/trim) for videos and instructions



 [facebook.com/montanasportinternational](https://facebook.com/montanasportinternational)

 [youtube.com/user/skiservicemontana](https://youtube.com/user/skiservicemontana)

 [instagram.com/montanasportinternational](https://instagram.com/montanasportinternational)



**MONTANA SPORT NORTH AMERICA INC.**  
8 Federal Way - Groveland, MA 01834  
Office: 888-667-0153 ex.206  
Phone +1 978-420-1700  
[info@climbing-skins.com](mailto:info@climbing-skins.com)  
[www.montanasportna.com](http://www.montanasportna.com)

**MONTANA SPORT INTERNATIONAL AG**  
Mühlebachstrasse 3 · CH-6370 Stans  
Telefon +41 (0)41 619 16 62  
[info@montana-international.com](mailto:info@montana-international.com)  
[www.montana-international.com](http://www.montana-international.com)

# MONTANA Fusiontec skins for Professionals



Jim Moore

**Jim Moore of Lake Tahoe's North Shore Adventures is a certified AMGA, PSIA, and WSUPA guide. He tested our new Adrenaline Fusiontec skins and is now using and recommending the product as his everyday skin.**

## His story:

I got a chance to try out the skins in different conditions during my "research" of a few different aspects and zones and was pleasantly surprised.

They were put to the test in a variety of snow conditions from powder to melt/freeze to windpack to sastrugi and were up to the test through multiple transitions. The glide was fine and the grip was fantastic, even on a too steep, too icy skin track. The ease of use was impressive, from cutting them to size to the unique tip connection that even has one of my initials on it. I'll be able to interchange them from ski to ski with 3 different sizes in my quiver. One problem I have here in the Sierra is "glopping" as the sun warms the snow,

but there was not a moment when snow stuck to the skins, which is a big plus over other brands I use.

The next question will be durability, but I'll be using them and recommending the product as my everyday skin for the rest of the season so we'll find out soon enough.

Thanks again,  
Jim Moore

Update May 2022

I've been doing some product testing for skins this winter and now, in the middle of May, I think we have a winner:

MONTANA skins have out-performed Ascension, Pomoca, Black Diamond, and G3. Thanks for the product... I depend on it.

Jim Moore  
AMGA Certified ski guide  
Owner / guide



**MONTANA**   
skins



**CUT & GO SET**  
CUT WIDTH ONLY

M- SKI CLAMP

TAIL CLIP



MONTAMIX  
65 % Mohair, 35 % Nylon



## Background / Contact

For more details  
about Jim visit:  
[www.northshoreguides.com](http://www.northshoreguides.com)  
530.386.1962  
[jim@northshoreguides.com](mailto:jim@northshoreguides.com)  
North Shore Adventures  
Crystal Bay, NV 89402

MONTANA SPORT  
North America  
8 Federal Way  
Groveland MA 01834

Toll Free : 888-667-0153  
Tel +1 978-420-1700  
ex 206

[montanasportna.com](http://montanasportna.com)  
[climbing-skins.com](http://climbing-skins.com)

# MONTANA race skins for SkiMo champions



Justin Lagassey:

**Justin used the Montana High Speed race skins in a 24 hour race at Mt. Abrams TruStrength uphill cup in the mountains of Western Maine, where he finished as the series' season champion.**

## His story:

The race took place in the partially frozen mountains of Western Maine. I swapped back and forth between the Montana High Speed and a certain well known competitor's race skin during the first six hours of the race as wet corn conditions mandated frequent drying.

" I noticed that the MONTANA skins lasted consistently longer between pit stops and resisted peeling back along the edge."

I switched to exclusively using the Montana skins after midnight once water content in the snow no longer required swapping skins.

" I was able to catch and pass the race leader around 2am... "

... and continued putting down consistent lap times until I completely blew my legs off at 9am, coasting across the finish line on maple syrup fumes. These skins lasted longer and better than my legs and with 44,003 vertical feet in 24 hours, I'm sure these skins will work great for big ski mountaineering objectives and all my skimo races next year.

" Thanks to my MONTANA skins for carrying me to an endurance win and making gear that works "

One of the features that I really enjoyed is the ease and repeatability of the skins in ripping off the ski, and sometimes with fresh glue other skins can be too sticky and really botch a transition.

Cheers!

--

Justin Lagassey

**MONTANA**   
skins



RACE SET  
100% Mohair

MONTARACE HIGH SPEED



MONTARACE SUPER GLIDE



## Background / Contact

For more details  
about Justin visit:

[www.outsideinbikes.com](http://www.outsideinbikes.com)  
[info@outsideinbikes.com](mailto:info@outsideinbikes.com)  
Phone: (207) 615-6394

---

MONTANA SPORT  
North America  
8 Federal Way  
Groveland MA 01834

Toll Free : 888-667-0153  
Tel +1 978-420-1700  
ex 206

[montanasportna.com](http://montanasportna.com)  
[climbing-skins.com](http://climbing-skins.com)